平成30年度　山梨支部　適用事業所数、加入者数、平均標準報酬月額の状況

	4月	5月	6月	7月	8月	9月	10月	11月	12月	1月	2月	3月
適用事業所数	14,689	14,736	14,779	14,818	14,861	14,880	14,919	14,943	14,986	15,030	15,062	15,086
被保険者数　（人）	149,329	151,543	151,815	151,827	151,740	151,865	152,061	152,596	152,643	152,603	153,160	152,435
任意継続被保険者数（再掲）（人）	1,217	1,209	1,208	1,188	1,208	1,221	1,232	1,228	1,205	1,203	1,200	1,202
被扶養者数　（人）	102,887	102,240	102,128	102,075	102,018	102,076	101,854	101,989	101,964	102,066	102,423	102,109
平均標準報酬月額　（円）	281,032	279,977	279,891	280,213	281,015	285,074	285,376	285,181	285,058	285,033	284,769	284,725

適用事業所数

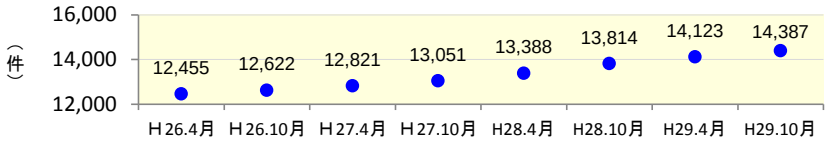

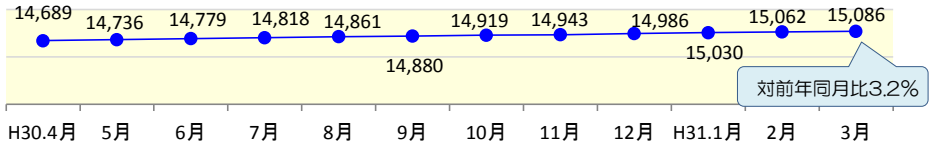

被保険者数

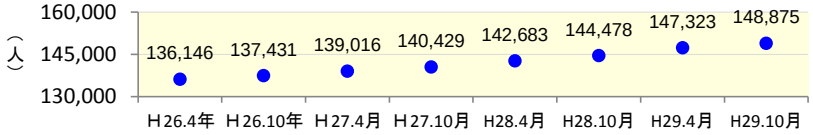

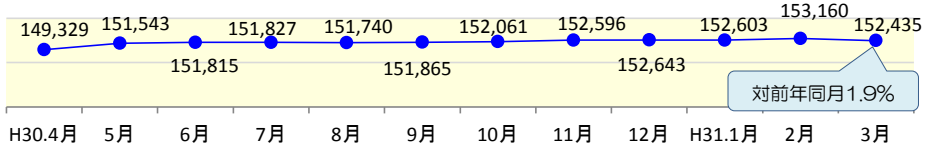

被扶養者数



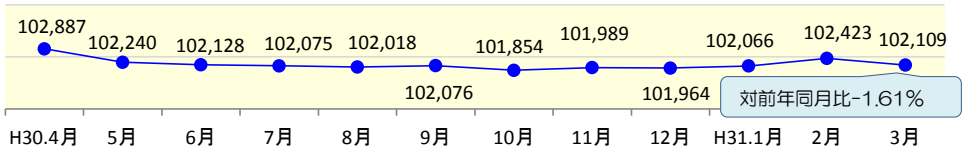
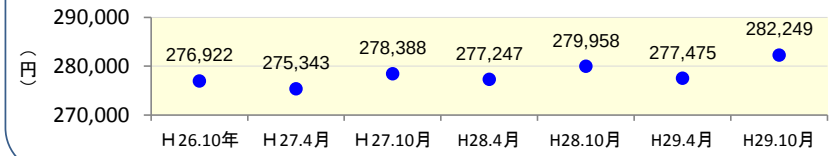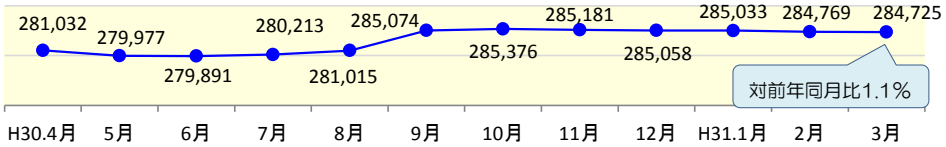
平均標準報酬月額