平成29年度　山梨支部　適用事業所数、加入者数、平均標準報酬月額の状況

	4月	5月	6月	7月	8月	9月	10月	11月	12月	1月	2月	3月
適用事業所数	14,123	14,160	14,189	14,262	14,294	14,344	14,387	14,417	14,455	14,520	14,601	14,612
被保険者数　（人）	147,323	147,825	148,019	148,547	148,649	148,697	148,875	149,114	149,316	149,294	149,446	149,662
任意継続被保険者数（再掲）（人）	1,262	1,246	1,231	1,249	1,228	1,224	1,225	1,225	1,228	1,214	1,209	1,209
被扶養者数　（人）	103,593	103,145	103,076	103,315	103,271	103,088	103,100	103,231	103,373	103,507	103,799	103,779
平均標準報酬月額　（円）	277,475	277,014	276,756	276,936	277,993	282,172	282,249	282,071	281,892	281,920	281,883	281,635

適用事業所数

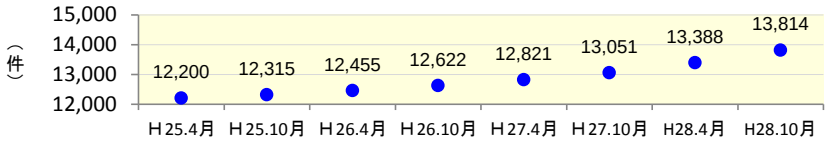

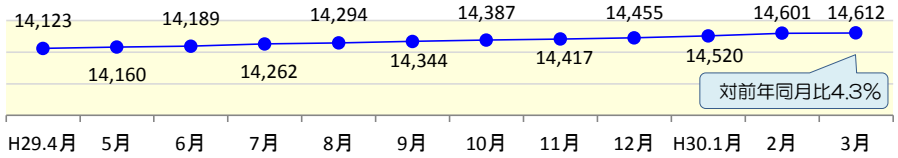

被保険者数



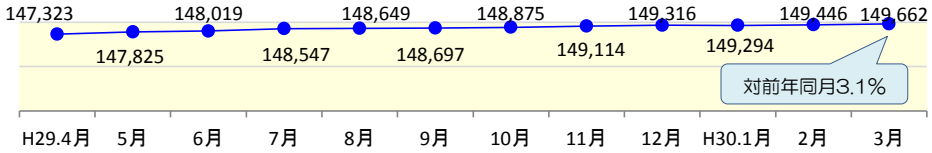

被扶養者数

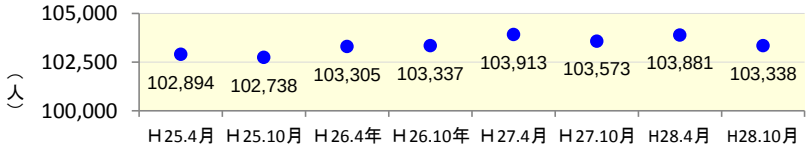

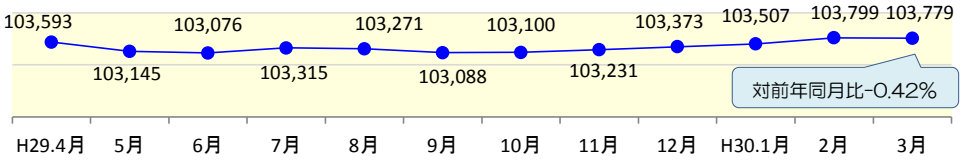
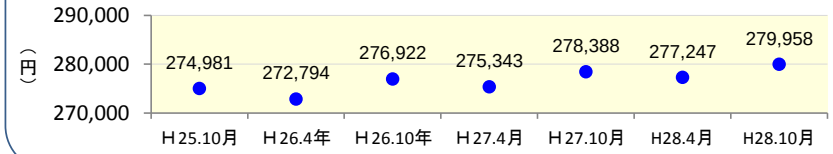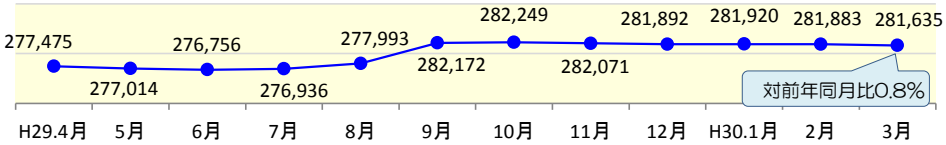
平均標準報酬月額