

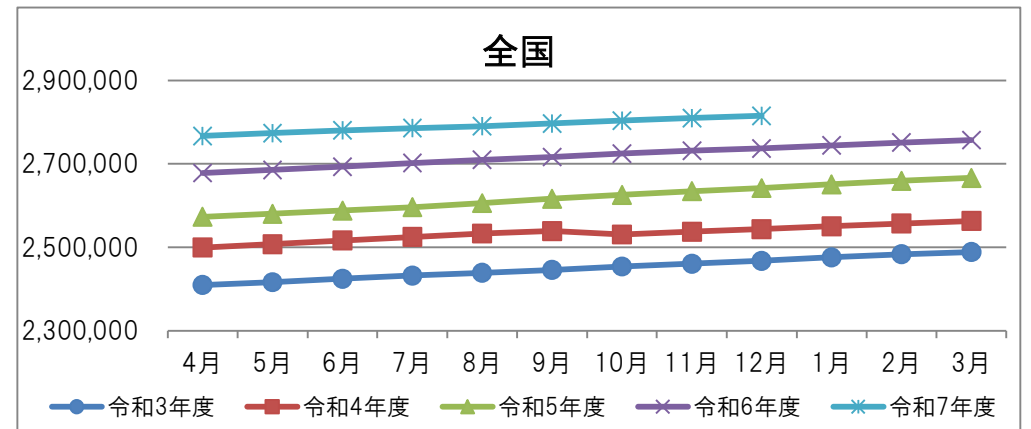
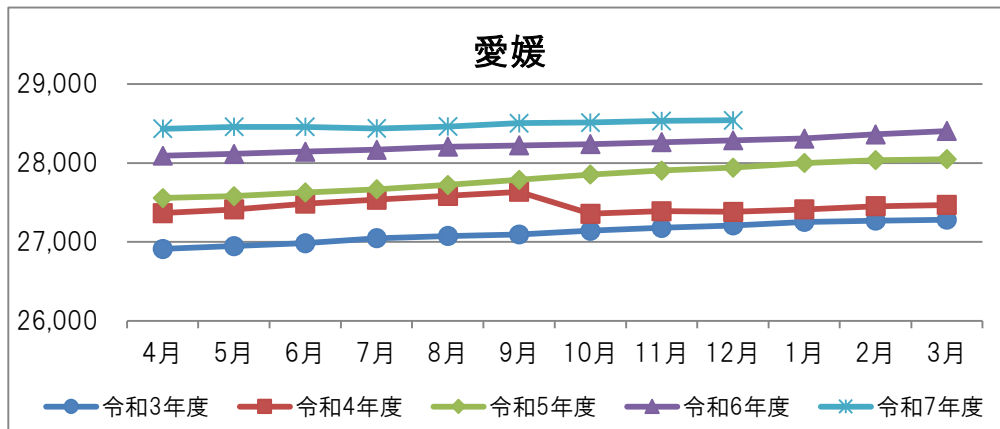
事業所数の推移

※下段は前年同月比

愛媛		4月	5月	6月	7月	8月	9月	10月	11月	12月	1月	2月	3月
	令和3年度		26,912	26,947	26,984	27,046	27,076	27,094	27,142	27,176	27,209	27,255	27,271
		1.47%	1.48%	1.57%	1.70%	1.65%	1.51%	1.57%	1.61%	1.76%	1.74%	1.69%	1.64%
令和4年度		27,366	27,413	27,484	27,535	27,584	27,633	27,357	27,387	27,382	27,413	27,452	27,469
		1.69%	1.73%	1.85%	1.81%	1.88%	1.99%	0.79%	0.78%	0.64%	0.58%	0.66%	0.69%
令和5年度		27,557	27,581	27,625	27,667	27,723	27,787	27,852	27,906	27,942	28,002	28,035	28,047
		0.70%	0.61%	0.51%	0.48%	0.50%	0.56%	1.81%	1.90%	2.05%	2.15%	2.12%	2.10%
令和6年度		28,091	28,115	28,142	28,168	28,205	28,221	28,239	28,263	28,286	28,312	28,361	28,405
		1.94%	1.94%	1.87%	1.81%	1.74%	1.56%	1.39%	1.28%	1.23%	1.11%	1.16%	1.28%
令和7年度		28,434	28,456	28,458	28,438	28,462	28,505	28,514	28,533	28,540			
		1.22%	1.21%	1.12%	0.96%	0.91%	1.01%	0.97%	0.96%	0.90%			

※下段は前年同月比

全国		4月	5月	6月	7月	8月	9月	10月	11月	12月	1月	2月	3月
	令和3年度		2,409,784	2,416,719	2,424,488	2,432,394	2,439,298	2,446,016	2,453,726	2,460,992	2,467,920	2,476,115	2,483,186
		3.23%	3.30%	3.44%	3.53%	3.56%	3.54%	3.55%	3.62%	3.67%	3.70%	3.73%	3.74%
令和4年度		2,499,525	2,507,670	2,516,091	2,524,759	2,532,956	2,539,352	2,530,585	2,537,242	2,543,153	2,550,466	2,557,218	2,562,733
		3.72%	3.76%	3.78%	3.80%	3.84%	3.82%	3.13%	3.10%	3.05%	3.00%	2.98%	2.98%
令和5年度		2,573,215	2,580,072	2,587,581	2,595,955	2,606,050	2,616,068	2,625,671	2,634,233	2,642,027	2,651,355	2,659,430	2,666,138
		2.95%	2.89%	2.84%	2.82%	2.89%	3.02%	3.76%	3.82%	3.89%	3.96%	4.00%	4.03%
令和6年度		2,678,061	2,685,691	2,693,298	2,702,436	2,709,804	2,716,659	2,724,384	2,731,461	2,736,646	2,744,293	2,751,129	2,756,729
		4.07%	4.09%	4.09%	4.10%	3.98%	3.85%	3.76%	3.69%	3.58%	3.51%	3.45%	3.40%
令和7年度		2,767,177	2,773,882	2,780,297	2,785,833	2,789,848	2,796,787	2,803,820	2,809,289	2,815,015			
		3.33%	3.28%	3.23%	3.09%	2.95%	2.95%	2.92%	2.85%	2.86%			



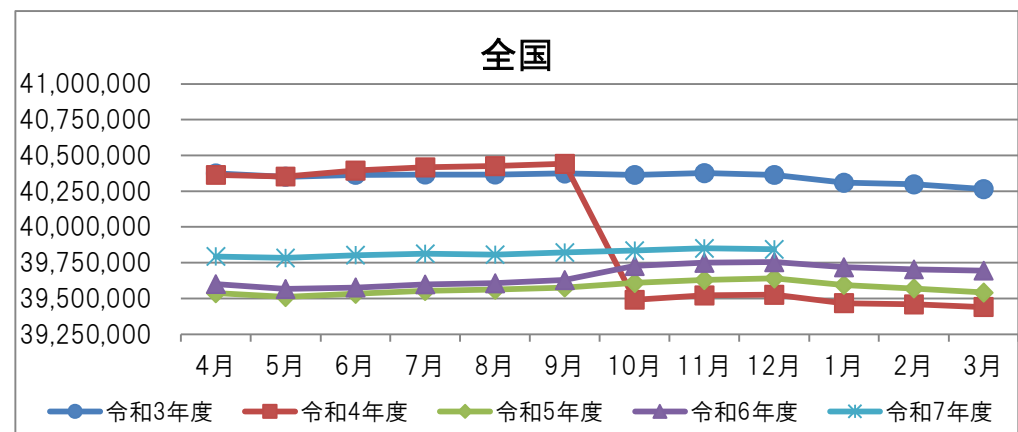
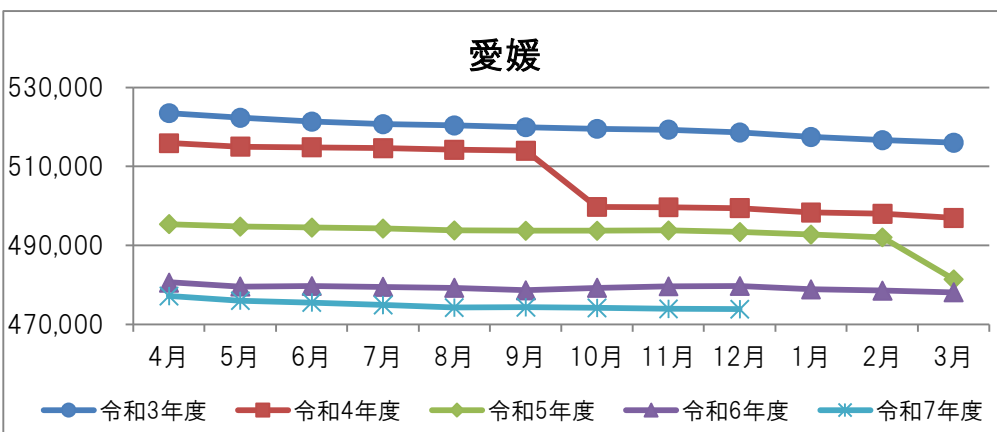
加入者数の推移

※下段は前年同月比

愛媛		4月	5月	6月	7月	8月	9月	10月	11月	12月	1月	2月	3月
	令和3年度		523,504	522,304	521,402	520,753	520,446	519,951	519,535	519,300	518,566	517,469	516,715
		-1.88%	-2.04%	-2.12%	-2.15%	-2.13%	-2.11%	-2.21%	-2.20%	-2.25%	-2.24%	-2.43%	-1.75%
令和4年度		515,937	515,009	514,859	514,647	514,265	514,025	499,772	499,662	499,439	498,378	498,006	496,995
		-1.45%	-1.40%	-1.25%	-1.17%	-1.19%	-1.14%	-3.80%	-3.78%	-3.69%	-3.69%	-3.62%	-3.70%
令和5年度		495,375	494,766	494,531	494,264	493,799	493,712	493,768	493,842	493,422	492,818	492,103	481,428
		-3.99%	-3.93%	-3.95%	-3.96%	-3.98%	-3.95%	-1.20%	-1.16%	-1.20%	-1.12%	-1.19%	-3.13%
令和6年度		480,657	479,624	479,755	479,525	479,240	478,621	479,297	479,679	479,748	478,865	478,550	478,137
		-2.97%	-3.06%	-2.99%	-2.98%	-2.95%	-3.06%	-2.93%	-2.87%	-2.77%	-2.83%	-2.75%	-0.68%
令和7年度		477,202	476,013	475,522	474,874	474,239	474,361	474,205	473,973	473,845			
		-0.72%	-0.75%	-0.88%	-0.97%	-1.04%	-0.89%	-1.06%	-1.19%	-1.23%			

※下段は前年同月比

全国		4月	5月	6月	7月	8月	9月	10月	11月	12月	1月	2月	3月
	令和3年度		40,375,497	40,350,595	40,365,164	40,366,643	40,366,201	40,376,094	40,364,293	40,377,659	40,365,271	40,310,202	40,298,849
		0.04%	0.10%	0.20%	0.25%	0.25%	0.25%	0.23%	0.22%	0.14%	0.07%	-0.01%	-0.08%
令和4年度		40,364,321	40,353,563	40,395,319	40,417,697	40,426,664	40,441,062	39,491,246	39,522,097	39,526,453	39,467,998	39,458,972	39,440,296
		-0.03%	0.01%	0.07%	0.13%	0.15%	0.16%	-2.16%	-2.12%	-2.08%	-2.09%	-2.08%	-2.05%
令和5年度		39,538,483	39,511,490	39,532,069	39,553,276	39,561,446	39,577,467	39,609,367	39,628,660	39,641,559	39,593,821	39,570,836	39,542,553
		-2.05%	-2.09%	-2.14%	-2.14%	-2.14%	-2.14%	0.30%	0.27%	0.29%	0.32%	0.28%	0.26%
令和6年度		39,601,522	39,566,749	39,577,823	39,597,951	39,608,599	39,630,572	39,728,596	39,750,546	39,755,168	39,719,247	39,704,198	39,696,133
		0.16%	0.14%	0.12%	0.11%	0.12%	0.13%	0.30%	0.31%	0.29%	0.32%	0.34%	0.39%
令和7年度		39,793,430	39,783,169	39,803,063	39,813,687	39,806,289	39,823,127	39,836,611	39,851,904	39,845,566			
		0.48%	0.55%	0.57%	0.54%	0.50%	0.49%	0.27%	0.25%	0.23%			



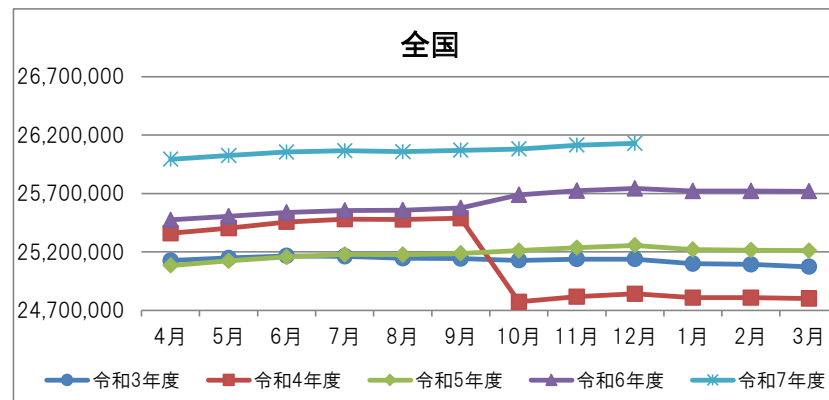
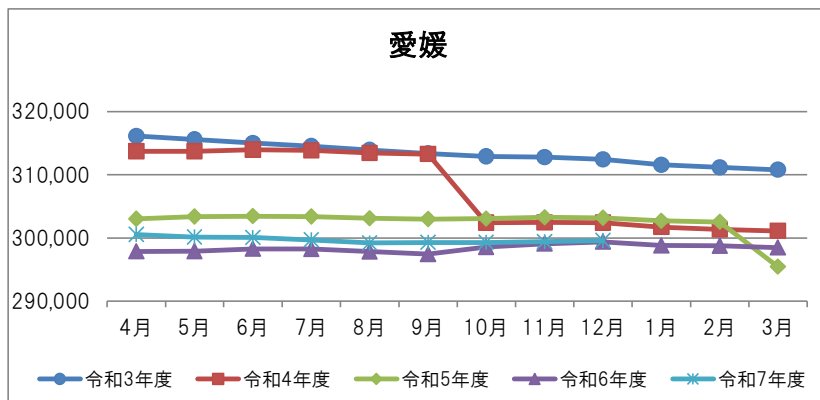
被保険者数の推移

※下段は前年同月比

		4月	5月	6月	7月	8月	9月	10月	11月	12月	1月	2月	3月
		令和3年度	総数	316,152	315,602	315,045	314,550	313,942	313,396	312,927	312,797	312,462	311,608
	(内 任意継続)	(4,373)	(4,347)	(4,293)	(4,245)	(4,313)	(4,293)	(4,284)	(4,257)	(4,221)	(4,316)	(4,314)	(4,349)
		-0.97%	-1.35%	-1.46%	-1.53%	-1.54%	-1.54%	-1.63%	-1.66%	-1.67%	-1.68%	-1.87%	-1.20%
令和4年度	総数	313,733	313,749	314,004	313,871	313,451	313,294	302,432	302,474	302,413	301,746	301,375	301,126
	(内 任意継続)	(4,270)	(4,171)	(4,148)	(4,122)	(4,143)	(4,164)	(4,159)	(4,107)	(4,052)	(4,173)	(4,172)	(4,222)
		-0.77%	-0.59%	-0.33%	-0.22%	-0.16%	-0.03%	-3.35%	-3.30%	-3.22%	-3.16%	-3.15%	-3.11%
令和5年度	総数	303,045	303,416	303,462	303,406	303,094	302,990	303,063	303,260	303,202	302,726	302,530	295,453
	(内 任意継続)	(3,809)	(3,785)	(3,723)	(3,733)	(3,763)	(3,784)	(3,823)	(3,796)	(3,775)	(3,898)	(3,902)	(3,962)
		-3.41%	-3.29%	-3.36%	-3.33%	-3.30%	-3.29%	0.21%	0.26%	0.26%	0.32%	0.38%	-1.88%
令和6年度	総数	297,870	297,940	298,291	298,229	297,852	297,449	298,575	299,104	299,404	298,826	298,761	298,479
	(内 任意継続)	(3,670)	(3,700)	(3,666)	(3,737)	(3,764)	(3,803)	(3,808)	(3,808)	(3,768)	(3,930)	(3,904)	(3,998)
		-1.71%	-1.80%	-1.70%	-1.71%	-1.73%	-1.83%	-1.48%	-1.37%	-1.25%	-1.29%	-1.25%	1.02%
令和7年度	総数	300,545	300,165	300,088	299,697	299,231	299,320	299,289	299,402	299,579			
	(内 任意継続)	(3,750)	(3,783)	(3,744)	(3,733)	(3,745)	(3,731)	(3,782)	(3,763)	(3,694)			
		0.90%	0.75%	0.60%	0.49%	0.46%	0.63%	0.24%	0.10%	0.06%			

※下段は前年同月比

		4月	5月	6月	7月	8月	9月	10月	11月	12月	1月	2月	3月
		令和3年度	総数	25,126,259	25,147,695	25,166,296	25,163,072	25,146,352	25,143,626	25,127,297	25,137,973	25,138,726	25,099,804
	(内 任意継続)	(258,076)	(252,554)	(248,844)	(248,238)	(248,949)	(248,471)	(248,355)	(246,900)	(247,224)	(252,619)	(252,051)	(253,894)
		0.85%	0.90%	1.03%	1.11%	1.12%	1.12%	1.11%	1.10%	1.01%	0.93%	0.84%	0.78%
令和4年度	総数	25,359,357	25,405,142	25,457,567	25,479,917	25,477,628	25,487,570	24,772,959	24,817,110	24,840,419	24,808,308	24,807,699	24,800,262
	(内 任意継続)	(251,653)	(246,221)	(242,219)	(241,344)	(241,821)	(241,120)	(237,311)	(234,357)	(232,939)	(237,479)	(237,221)	(239,459)
		0.93%	1.02%	1.16%	1.26%	1.32%	1.37%	-1.41%	-1.28%	-1.19%	-1.16%	-1.14%	-1.08%
令和5年度	総数	25,083,863	25,122,598	25,156,188	25,177,784	25,175,601	25,186,633	25,210,325	25,235,770	25,256,704	25,220,744	25,215,078	25,211,708
	(内 任意継続)	(217,489)	(213,653)	(210,713)	(210,502)	(211,430)	(211,947)	(212,424)	(211,750)	(211,810)	(217,973)	(218,555)	(220,969)
		-1.09%	-1.11%	-1.18%	-1.19%	-1.19%	-1.18%	1.77%	1.69%	1.68%	1.66%	1.64%	1.66%
令和6年度	総数	25,474,950	25,505,215	25,537,701	25,555,935	25,558,845	25,576,854	25,688,586	25,724,783	25,744,847	25,721,983	25,721,994	25,721,070
	(内 任意継続)	(206,376)	(203,260)	(200,294)	(202,104)	(203,280)	(204,615)	(205,577)	(204,778)	(204,989)	(212,691)	(212,472)	(215,497)
		1.56%	1.52%	1.52%	1.50%	1.52%	1.55%	1.90%	1.94%	1.93%	1.99%	2.01%	2.02%
令和7年度	総数	25,994,069	26,024,428	26,055,382	26,066,758	26,058,225	26,071,078	26,081,449	26,115,703	26,130,894			
	(内 任意継続)	(208,776)	(205,632)	(203,833)	(205,915)	(206,604)	(208,234)	(210,725)	(209,233)	(210,276)			
		2.04%	2.04%	2.03%	2.00%	1.95%	1.93%	1.53%	1.52%	1.50%			



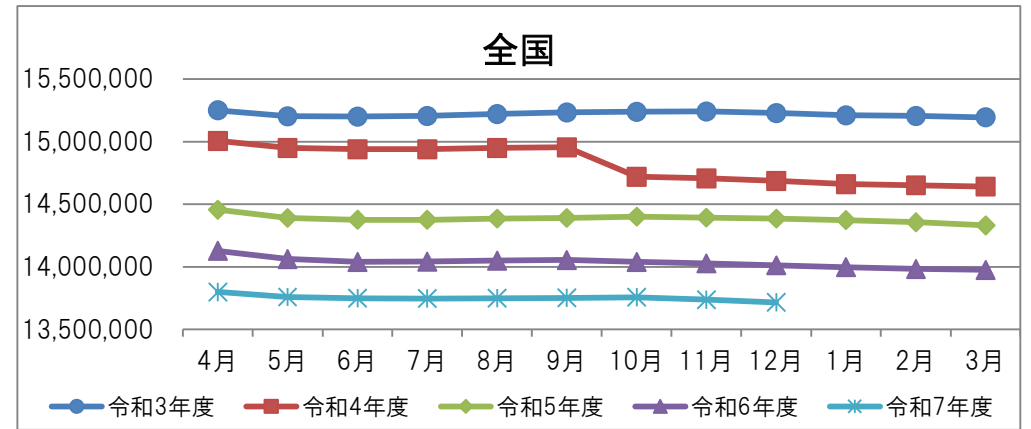
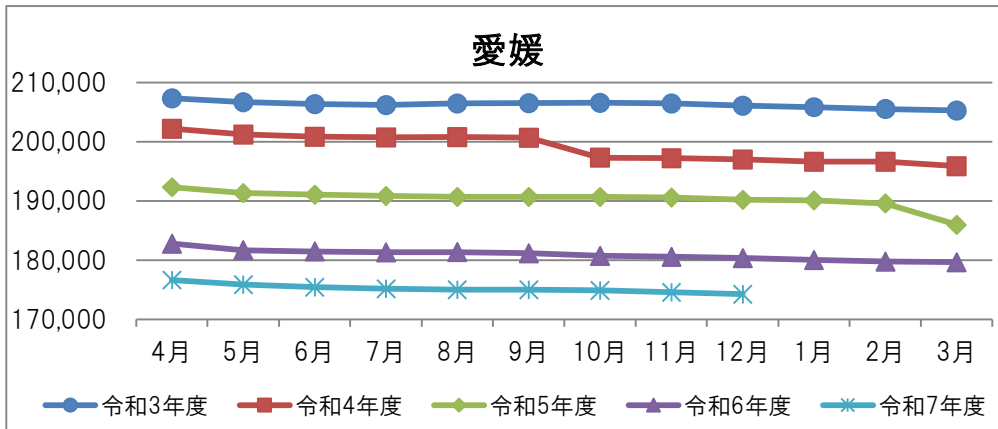
被扶養者数の推移

※下段は前年同月比

愛媛		4月	5月	6月	7月	8月	9月	10月	11月	12月	1月	2月	3月
	令和3年度		207,352	206,702	206,357	206,203	206,504	206,555	206,608	206,503	206,104	205,861	205,526
		-3.23%	-3.07%	-3.10%	-3.08%	-3.01%	-2.97%	-3.08%	-3.01%	-3.10%	-3.09%	-3.26%	-2.56%
令和4年度		202,204	201,260	200,855	200,776	200,814	200,731	197,340	197,188	197,026	196,632	196,631	195,869
		-2.48%	-2.63%	-2.67%	-2.63%	-2.76%	-2.82%	-4.49%	-4.51%	-4.40%	-4.48%	-4.33%	-4.59%
令和5年度		192,330	191,350	191,069	190,858	190,705	190,722	190,705	190,582	190,220	190,092	189,573	185,975
		-4.88%	-4.92%	-4.87%	-4.94%	-5.03%	-4.99%	-3.36%	-3.35%	-3.45%	-3.33%	-3.59%	-5.05%
令和6年度		182,787	181,684	181,464	181,296	181,388	181,172	180,722	180,575	180,344	180,039	179,789	179,658
		-4.96%	-5.05%	-5.03%	-5.01%	-4.89%	-5.01%	-5.23%	-5.25%	-5.19%	-5.29%	-5.16%	-3.40%
令和7年度		176,657	175,848	175,434	175,177	175,008	175,041	174,916	174,571	174,266			
		-3.35%	-3.21%	-3.32%	-3.38%	-3.52%	-3.38%	-3.21%	-3.32%	-3.37%			

※下段は前年同月比

全国		4月	5月	6月	7月	8月	9月	10月	11月	12月	1月	2月	3月
	令和3年度		15,249,238	15,202,900	15,198,868	15,203,571	15,219,849	15,232,468	15,236,996	15,239,686	15,226,545	15,210,398	15,205,170
		-1.28%	-1.18%	-1.16%	-1.14%	-1.14%	-1.16%	-1.20%	-1.19%	-1.26%	-1.31%	-1.39%	-1.46%
令和4年度		15,004,964	14,948,421	14,937,752	14,937,780	14,949,036	14,953,492	14,718,287	14,704,987	14,686,034	14,659,690	14,651,273	14,640,034
		-1.60%	-1.67%	-1.72%	-1.75%	-1.78%	-1.83%	-3.40%	-3.51%	-3.55%	-3.62%	-3.64%	-3.64%
令和5年度		14,454,620	14,388,892	14,375,881	14,375,492	14,385,845	14,390,834	14,399,042	14,392,890	14,384,855	14,373,077	14,355,758	14,330,845
		-3.67%	-3.74%	-3.76%	-3.76%	-3.77%	-3.76%	-2.17%	-2.12%	-2.05%	-1.96%	-2.02%	-2.11%
令和6年度		14,126,572	14,061,534	14,040,122	14,042,016	14,049,754	14,053,718	14,040,010	14,025,763	14,010,321	13,997,264	13,982,204	13,975,063
		-2.27%	-2.28%	-2.34%	-2.32%	-2.34%	-2.34%	-2.49%	-2.55%	-2.60%	-2.61%	-2.60%	-2.48%
令和7年度		13,799,361	13,758,741	13,747,681	13,746,929	13,748,064	13,752,049	13,755,162	13,736,201	13,714,672			
		-2.32%	-2.15%	-2.08%	-2.10%	-2.15%	-2.15%	-2.03%	-2.06%	-2.11%			



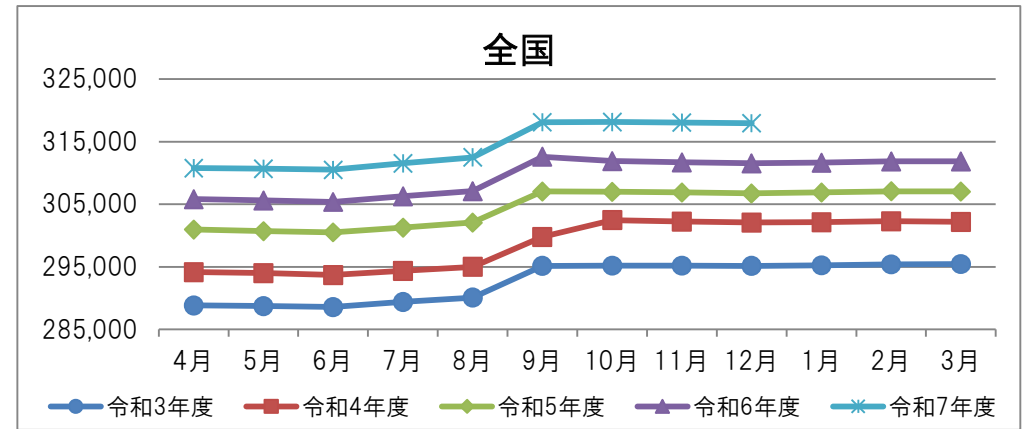
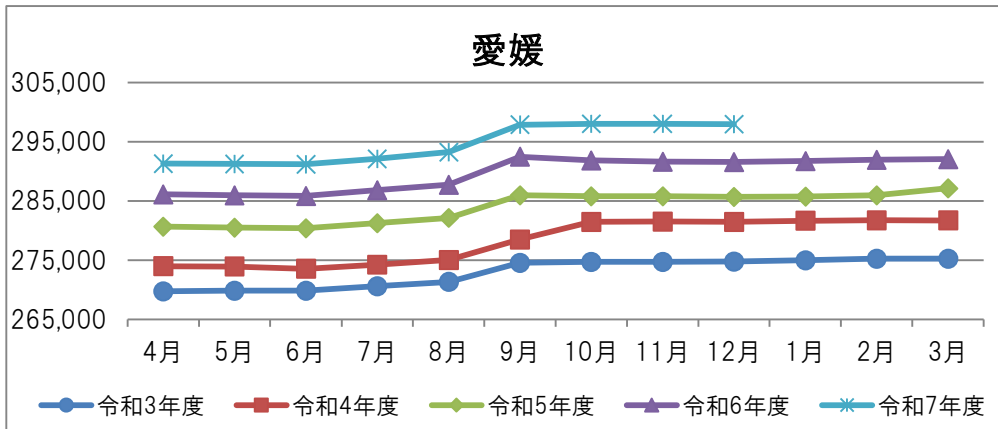
平均標準報酬月額推移

※下段は前年同月比

愛媛		4月	5月	6月	7月	8月	9月	10月	11月	12月	1月	2月	3月
	令和3年度		269,762	269,862	269,835	270,611	271,319	274,567	274,704	274,730	274,803	274,982	275,247
		0.06%	0.17%	0.21%	0.44%	0.61%	1.59%	1.66%	1.68%	1.69%	1.71%	1.79%	1.68%
令和4年度		274,015	273,960	273,557	274,254	275,067	278,480	281,467	281,520	281,453	281,678	281,733	281,722
		1.58%	1.52%	1.38%	1.35%	1.38%	1.43%	2.46%	2.47%	2.42%	2.44%	2.36%	2.35%
令和5年度		280,658	280,525	280,419	281,262	282,140	285,939	285,819	285,787	285,688	285,771	285,974	287,139
		2.42%	2.40%	2.51%	2.56%	2.57%	2.68%	1.55%	1.52%	1.50%	1.45%	1.51%	1.92%
令和6年度		286,106	285,954	285,847	286,786	287,782	292,476	291,825	291,616	291,577	291,729	291,967	292,074
		1.94%	1.94%	1.94%	1.96%	2.00%	2.29%	2.10%	2.04%	2.06%	2.08%	2.10%	1.72%
令和7年度		291,294	291,248	291,189	292,082	293,246	297,893	298,045	298,036	297,975			
		1.81%	1.85%	1.87%	1.85%	1.90%	1.85%	2.13%	2.20%	2.19%			

※下段は前年同月比

全国		4月	5月	6月	7月	8月	9月	10月	11月	12月	1月	2月	3月
	令和3年度		288,818	288,706	288,568	289,346	290,049	295,135	295,174	295,156	295,122	295,232	295,402
		-0.78%	-0.70%	-0.67%	-0.38%	-0.06%	1.67%	1.71%	1.74%	1.76%	1.79%	1.85%	1.90%
令和4年度		294,148	293,954	293,691	294,346	294,968	299,755	302,449	302,216	302,034	302,104	302,228	302,159
		1.85%	1.82%	1.78%	1.73%	1.70%	1.57%	2.46%	2.39%	2.34%	2.33%	2.31%	2.27%
令和5年度		300,921	300,694	300,476	301,259	302,025	307,007	306,953	306,842	306,709	306,839	307,043	306,991
		2.30%	2.29%	2.31%	2.35%	2.39%	2.42%	1.49%	1.53%	1.55%	1.57%	1.59%	1.60%
令和6年度		305,829	305,622	305,353	306,258	307,079	312,550	311,847	311,687	311,524	311,609	311,834	311,812
		1.63%	1.64%	1.62%	1.66%	1.67%	1.81%	1.59%	1.58%	1.57%	1.55%	1.56%	1.57%
令和7年度		310,793	310,667	310,493	311,511	312,480	318,100	318,122	318,019	317,932			
		1.62%	1.65%	1.68%	1.72%	1.76%	1.78%	2.01%	2.03%	2.06%			



扶養率の推移

※下段は前年同月比

愛媛		4月	5月	6月	7月	8月	9月	10月	11月	12月	1月	2月	3月
	令和3年度		0.656	0.655	0.655	0.656	0.658	0.659	0.660	0.660	0.660	0.661	0.660
		-2.26%	-1.74%	-1.66%	-1.50%	-1.50%	-1.49%	-1.49%	-1.35%	-1.35%	-1.34%	-1.49%	-1.49%
令和4年度		0.645	0.641	0.640	0.640	0.641	0.641	0.653	0.652	0.652	0.652	0.652	0.650
		-1.68%	-2.14%	-2.29%	-2.44%	-2.58%	-2.73%	-1.06%	-1.21%	-1.21%	-1.36%	-1.21%	-1.52%
令和5年度		0.635	0.631	0.630	0.629	0.629	0.629	0.629	0.628	0.627	0.628	0.627	0.629
		-1.55%	-1.56%	-1.62%	-1.71%	-1.84%	-1.80%	-3.64%	-3.61%	-3.78%	-3.69%	-3.89%	-3.16%
令和6年度		0.614	0.610	0.608	0.608	0.609	0.609	0.605	0.604	0.602	0.602	0.602	0.602
		-3.36%	-3.36%	-3.38%	-3.36%	-3.21%	-3.24%	-3.81%	-3.93%	-3.99%	-4.05%	-3.96%	-4.38%
令和7年度		0.588	0.586	0.585	0.585	0.585	0.585	0.584	0.583	0.582			
		-4.21%	-3.93%	-3.90%	-3.85%	-3.96%	-3.99%	-3.44%	-3.42%	-3.43%			

※下段は前年同月比

全国		4月	5月	6月	7月	8月	9月	10月	11月	12月	1月	2月	3月
	令和3年度		0.607	0.605	0.604	0.604	0.605	0.606	0.606	0.606	0.606	0.606	0.606
		-4.85%	-4.36%	-4.32%	-4.28%	-4.21%	-4.09%	-3.68%	-3.78%	-3.94%	-4.10%	-4.24%	-4.17%
令和4年度		0.592	0.588	0.587	0.586	0.587	0.587	0.594	0.593	0.591	0.591	0.591	0.590
		-2.49%	-2.29%	-2.09%	-1.96%	-1.90%	-1.81%	-1.71%	-1.70%	-1.65%	-1.63%	-1.65%	-1.77%
令和5年度		0.576	0.573	0.571	0.571	0.571	0.571	0.571	0.570	0.570	0.570	0.569	0.568
		-2.70%	-2.55%	-2.65%	-2.57%	-2.65%	-2.66%	-3.85%	-3.82%	-3.63%	-3.57%	-3.67%	-3.66%
令和6年度		0.555	0.551	0.550	0.549	0.550	0.549	0.547	0.545	0.544	0.544	0.544	0.543
		-3.73%	-3.78%	-3.79%	-3.77%	-3.80%	-3.83%	-4.31%	-4.40%	-4.45%	-4.51%	-4.52%	-4.41%
令和7年度		0.531	0.529	0.528	0.527	0.528	0.527	0.527	0.526	0.525			
		-4.27%	-4.11%	-4.03%	-4.02%	-4.02%	-4.00%	-3.50%	-3.53%	-3.56%			

