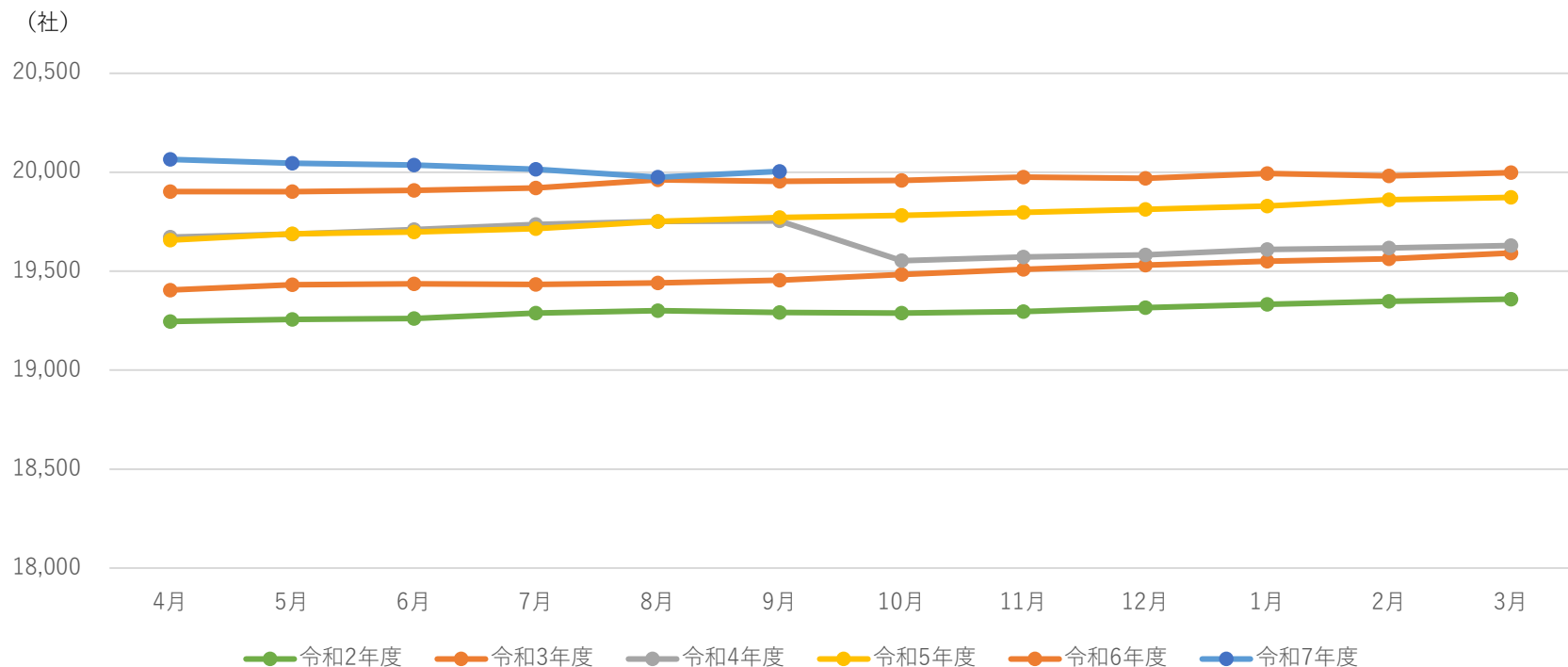


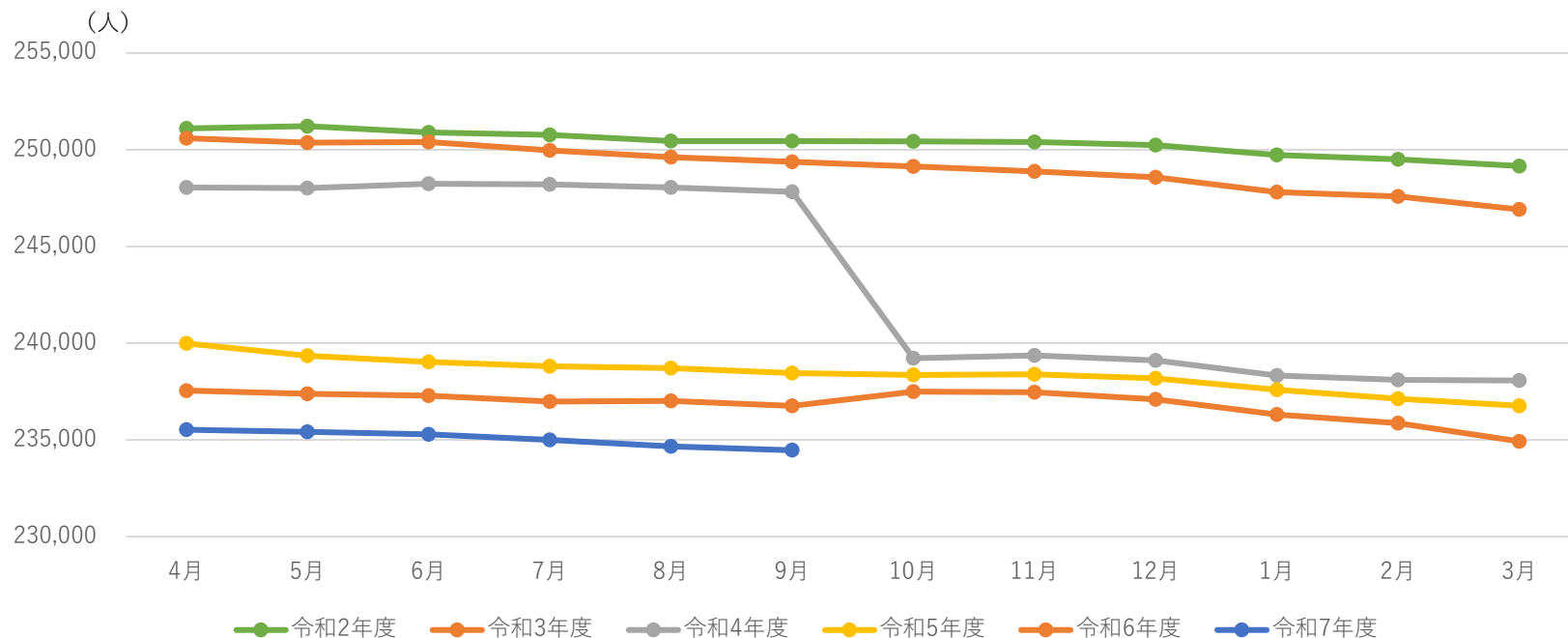
1. 適用事業所数の推移



(単位：社)

| | 令和2年度 | | 令和3年度 | | 令和4年度 | | 令和5年度 | | 令和6年度 | | 令和7年度 | |
|-----|--------|-------|--------|-------|--------|-------|--------|-------|--------|-------|--------|-------|
| | | 前年同月差 | | 前年同月差 | | 前年同月差 | | 前年同月差 | | 前年同月差 | | 前年同月差 |
| 4月 | 19,246 | 179 | 19,405 | 159 | 19,672 | 267 | 19,657 | ▲15 | 19,903 | 246 | 20,065 | 162 |
| 5月 | 19,257 | 182 | 19,431 | 174 | 19,687 | 256 | 19,689 | 2 | 19,902 | 213 | 20,045 | 143 |
| 6月 | 19,261 | 167 | 19,436 | 175 | 19,710 | 274 | 19,699 | ▲11 | 19,908 | 209 | 20,037 | 129 |
| 7月 | 19,288 | 176 | 19,433 | 145 | 19,737 | 304 | 19,715 | ▲22 | 19,921 | 206 | 20,015 | 94 |
| 8月 | 19,301 | 173 | 19,441 | 140 | 19,751 | 310 | 19,752 | 1 | 19,962 | 210 | 19,975 | 13 |
| 9月 | 19,292 | 162 | 19,455 | 163 | 19,754 | 299 | 19,772 | 18 | 19,954 | 182 | 20,004 | 50 |
| 10月 | 19,289 | 151 | 19,484 | 195 | 19,553 | 69 | 19,782 | 229 | 19,959 | 177 | | |
| 11月 | 19,296 | 144 | 19,510 | 214 | 19,572 | 62 | 19,797 | 225 | 19,976 | 179 | | |
| 12月 | 19,316 | 158 | 19,531 | 215 | 19,582 | 51 | 19,812 | 230 | 19,970 | 158 | | |
| 1月 | 19,333 | 154 | 19,550 | 217 | 19,610 | 60 | 19,829 | 219 | 19,994 | 165 | | |
| 2月 | 19,348 | 165 | 19,562 | 214 | 19,617 | 55 | 19,862 | 245 | 19,981 | 119 | | |
| 3月 | 19,359 | 160 | 19,592 | 233 | 19,629 | 37 | 19,873 | 244 | 19,998 | 125 | | |

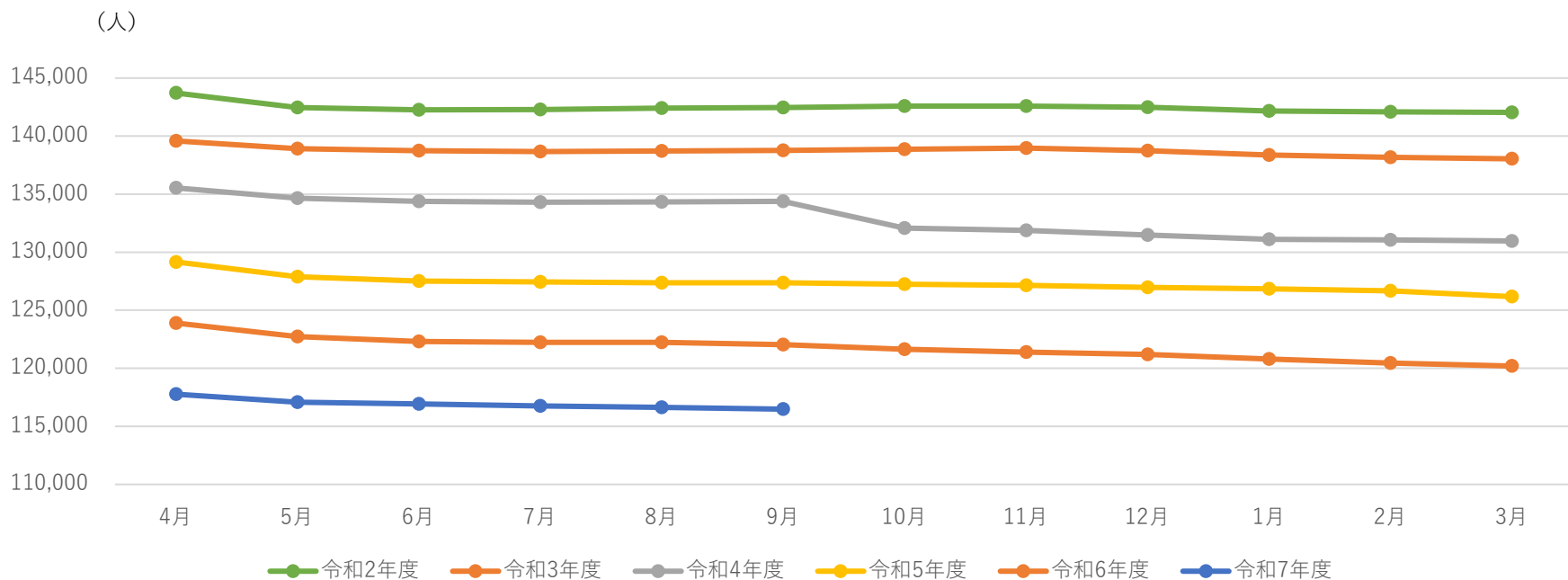
2. 被保険者数の推移



(単位：人)

| | 令和2年度 | | 令和3年度 | | 令和4年度 | | 令和5年度 | | 令和6年度 | | 令和7年度 | |
|-----|---------|--------|---------|--------|---------|--------|---------|--------|---------|--------|---------|--------|
| | | 前年同月差 | | 前年同月差 | | 前年同月差 | | 前年同月差 | | 前年同月差 | | 前年同月差 |
| 4月 | 251,102 | ▲1,369 | 250,596 | ▲506 | 248,053 | ▲2,543 | 239,987 | ▲8,066 | 237,552 | ▲2,435 | 235,526 | ▲2,026 |
| 5月 | 251,223 | ▲1,766 | 250,368 | ▲855 | 248,019 | ▲2,349 | 239,353 | ▲8,666 | 237,377 | ▲1,976 | 235,425 | ▲1,952 |
| 6月 | 250,890 | ▲2,316 | 250,398 | ▲492 | 248,243 | ▲2,155 | 239,033 | ▲9,210 | 237,292 | ▲1,741 | 235,295 | ▲1,997 |
| 7月 | 250,768 | ▲2,402 | 249,972 | ▲796 | 248,210 | ▲1,762 | 238,810 | ▲9,400 | 236,988 | ▲1,822 | 235,003 | ▲1,985 |
| 8月 | 250,448 | ▲2,536 | 249,612 | ▲836 | 248,055 | ▲1,557 | 238,719 | ▲9,336 | 237,023 | ▲1,696 | 234,658 | ▲2,365 |
| 9月 | 250,450 | ▲2,347 | 249,379 | ▲1,071 | 247,832 | ▲1,547 | 238,456 | ▲9,376 | 236,768 | ▲1,688 | 234,466 | ▲2,302 |
| 10月 | 250,440 | ▲2,590 | 249,140 | ▲1,300 | 239,219 | ▲9,921 | 238,355 | ▲864 | 237,496 | ▲859 | | |
| 11月 | 250,397 | ▲2,404 | 248,888 | ▲1,509 | 239,371 | ▲9,571 | 238,390 | ▲981 | 237,458 | ▲932 | | |
| 12月 | 250,240 | ▲2,551 | 248,583 | ▲1,657 | 239,108 | ▲9,475 | 238,179 | ▲929 | 237,103 | ▲1,076 | | |
| 1月 | 249,737 | ▲2,429 | 247,807 | ▲1,930 | 238,320 | ▲9,487 | 237,600 | ▲720 | 236,318 | ▲1,282 | | |
| 2月 | 249,511 | ▲2,091 | 247,590 | ▲1,921 | 238,106 | ▲9,484 | 237,131 | ▲975 | 235,858 | ▲1,273 | | |
| 3月 | 249,161 | ▲1,867 | 246,915 | ▲2,246 | 238,072 | ▲8,843 | 236,767 | ▲1,305 | 234,926 | ▲1,841 | | |

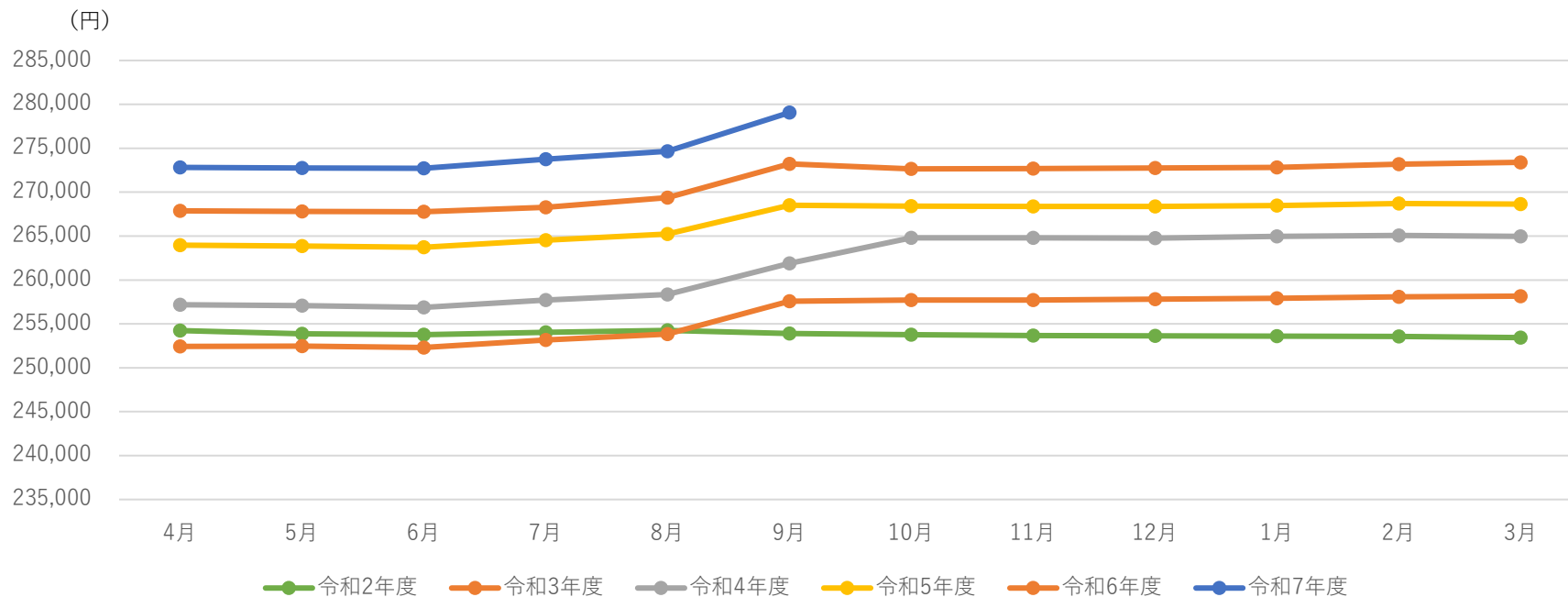
3. 被扶養者数の推移



(単位：人)

| | 令和 2 年度 | | | 令和3年度 | | | 令和4年度 | | | 令和5年度 | | | 令和6年度 | | | 令和7年度 | | |
|-------|---------|--------|---------|--------|---------|--------|---------|--------|---------|---------|---------|---------|-------|-------|--|-------|-------|--|
| | | 前年同月差 | | | 前年同月差 | | | 前年同月差 | | | 前年同月差 | | | 前年同月差 | | | 前年同月差 | |
| 4 月 | 143,715 | ▲3,442 | 139,589 | ▲4,126 | 135,540 | ▲4,049 | 129,163 | ▲6,377 | 123,899 | ▲5,264 | 117,769 | ▲ 6,130 | | | | | | |
| 5 月 | 142,453 | ▲3,562 | 138,908 | ▲3,545 | 134,649 | ▲4,259 | 127,889 | ▲6,760 | 122,742 | ▲5,147 | 117,088 | ▲ 5,654 | | | | | | |
| 6 月 | 142,267 | ▲3,561 | 138,755 | ▲3,512 | 134,379 | ▲4,376 | 127,515 | ▲6,864 | 122,317 | ▲5,198 | 116,929 | ▲ 5,388 | | | | | | |
| 7 月 | 142,299 | ▲3,456 | 138,664 | ▲3,635 | 134,300 | ▲4,364 | 127,439 | ▲6,861 | 122,235 | ▲5,204 | 116,762 | ▲ 5,473 | | | | | | |
| 8 月 | 142,403 | ▲3,418 | 138,714 | ▲3,689 | 134,343 | ▲4,371 | 127,373 | ▲6,970 | 122,242 | ▲5,131 | 116,638 | ▲ 5,604 | | | | | | |
| 9 月 | 142,462 | ▲3,536 | 138,763 | ▲3,699 | 134,372 | ▲4,391 | 127,371 | ▲7,001 | 122,042 | ▲5,329 | 116,481 | ▲ 5,561 | | | | | | |
| 1 0 月 | 142,596 | ▲3,558 | 138,858 | ▲3,738 | 132,077 | ▲6,781 | 127,240 | ▲4,837 | 121,651 | ▲5,589 | | | | | | | | |
| 1 1 月 | 142,595 | ▲3,454 | 138,961 | ▲3,634 | 131,870 | ▲7,091 | 127,135 | ▲4,735 | 121,397 | ▲ 5,738 | | | | | | | | |
| 1 2 月 | 142,477 | ▲3,432 | 138,742 | ▲3,735 | 131,490 | ▲7,252 | 126,967 | ▲4,523 | 121,190 | ▲ 5,777 | | | | | | | | |
| 1 月 | 142,176 | ▲3,418 | 138,371 | ▲3,805 | 131,101 | ▲7,270 | 126,855 | ▲4,246 | 120,810 | ▲ 6,045 | | | | | | | | |
| 2 月 | 142,092 | ▲3,527 | 138,165 | ▲3,927 | 131,051 | ▲7,114 | 126,661 | ▲4,390 | 120,462 | ▲ 6,199 | | | | | | | | |
| 3 月 | 142,044 | ▲3,655 | 138,043 | ▲4,001 | 130,970 | ▲7,073 | 126,172 | ▲4,798 | 120,195 | ▲ 5,977 | | | | | | | | |

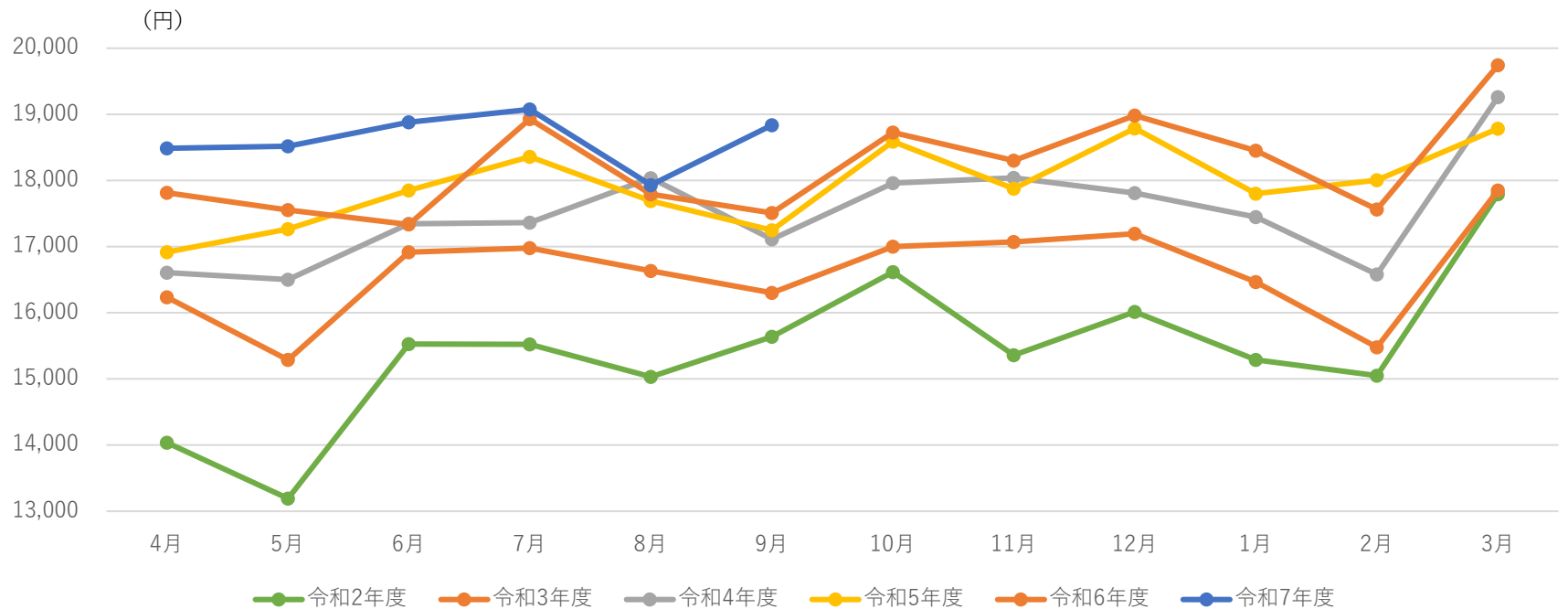
4. 標準報酬月額推移



(単位：円)

| | 令和2年度 | | | 令和3年度 | | | 令和4年度 | | | 令和5年度 | | | 令和6年度 | | | 令和7年度 | | |
|-----|---------|--------|---------|--------|---------|-------|---------|-------|---------|-------|---------|-------|-------|-------|--|-------|-------|--|
| | | 前年同月差 | | | 前年同月差 | | | 前年同月差 | | | 前年同月差 | | | 前年同月差 | | | 前年同月差 | |
| 4月 | 254,253 | 1,604 | 252,439 | ▲1,814 | 257,182 | 4,743 | 263,954 | 6,772 | 267,878 | 3,924 | 272,811 | 4,933 | | | | | | |
| 5月 | 253,864 | 1,533 | 252,461 | ▲1,403 | 257,079 | 4,618 | 263,879 | 6,800 | 267,808 | 3,929 | 272,761 | 4,953 | | | | | | |
| 6月 | 253,758 | 1,652 | 252,311 | ▲1,447 | 256,879 | 4,568 | 263,725 | 6,846 | 267,772 | 4,047 | 272,721 | 4,949 | | | | | | |
| 7月 | 254,040 | 1,400 | 253,170 | ▲870 | 257,713 | 4,543 | 264,532 | 6,819 | 268,269 | 3,737 | 273,758 | 5,489 | | | | | | |
| 8月 | 254,258 | 1,025 | 253,854 | ▲404 | 258,355 | 4,501 | 265,223 | 6,868 | 269,392 | 4,169 | 274,676 | 5,284 | | | | | | |
| 9月 | 253,912 | ▲1,524 | 257,573 | 3,661 | 261,902 | 4,329 | 268,517 | 6,615 | 273,227 | 4,710 | 279,064 | 5,837 | | | | | | |
| 10月 | 253,756 | ▲1,577 | 257,701 | 3,945 | 264,788 | 7,087 | 268,401 | 3,613 | 272,665 | 4,264 | | | | | | | | |
| 11月 | 253,673 | ▲1,726 | 257,723 | 4,050 | 264,815 | 7,092 | 268,387 | 3,572 | 272,673 | 4,286 | | | | | | | | |
| 12月 | 253,631 | ▲1,769 | 257,801 | 4,170 | 264,759 | 6,958 | 268,368 | 3,609 | 272,769 | 4,401 | | | | | | | | |
| 1月 | 253,588 | ▲1,842 | 257,931 | 4,343 | 264,979 | 7,048 | 268,485 | 3,506 | 272,821 | 4,336 | | | | | | | | |
| 2月 | 253,586 | ▲1,904 | 258,093 | 4,507 | 265,073 | 6,980 | 268,706 | 3,633 | 273,194 | 4,488 | | | | | | | | |
| 3月 | 253,439 | ▲2,068 | 258,160 | 4,721 | 264,960 | 6,800 | 268,647 | 3,687 | 273,402 | 4,755 | | | | | | | | |

5. 加入者1人当たり医療費の推移



(単位：円)

| | 令和2年度 | | | 令和3年度 | | | 令和4年度 | | | 令和5年度 | | | 令和6年度 | | | 令和7年度 | | |
|-----|--------|--------|--------|-------|--------|-------|--------|-------|--------|-------|--------|-------|-------|-------|--|-------|-------|--|
| | | 前年同月差 | | | 前年同月差 | | | 前年同月差 | | | 前年同月差 | | | 前年同月差 | | | 前年同月差 | |
| 4月 | 14,039 | ▲1,657 | 16,234 | 2,195 | 16,606 | 372 | 16,918 | 312 | 17,816 | 898 | 18,485 | 669 | | | | | | |
| 5月 | 13,193 | ▲1,958 | 15,288 | 2,095 | 16,502 | 1,214 | 17,267 | 765 | 17,555 | 288 | 18,517 | 962 | | | | | | |
| 6月 | 15,526 | 238 | 16,918 | 1,392 | 17,345 | 427 | 17,851 | 506 | 17,335 | ▲516 | 18,882 | 1,547 | | | | | | |
| 7月 | 15,522 | ▲693 | 16,979 | 1,457 | 17,362 | 383 | 18,361 | 999 | 18,930 | 569 | 19,075 | 145 | | | | | | |
| 8月 | 15,032 | ▲607 | 16,633 | 1,601 | 18,035 | 1,402 | 17,689 | ▲346 | 17,794 | 105 | 17,932 | 138 | | | | | | |
| 9月 | 15,637 | 373 | 16,302 | 665 | 17,110 | 808 | 17,249 | 139 | 17,510 | 261 | 18,835 | 1,325 | | | | | | |
| 10月 | 16,617 | 400 | 17,000 | 383 | 17,960 | 960 | 18,589 | 629 | 18,728 | 139 | | | | | | | | |
| 11月 | 15,359 | ▲514 | 17,072 | 1,713 | 18,041 | 969 | 17,877 | 230 | 18,301 | 424 | | | | | | | | |
| 12月 | 16,016 | ▲847 | 17,194 | 1,178 | 17,812 | 618 | 18,789 | 977 | 18,983 | 194 | | | | | | | | |
| 1月 | 15,290 | ▲578 | 16,467 | 1,177 | 17,449 | 982 | 17,803 | 354 | 18,450 | 647 | | | | | | | | |
| 2月 | 15,051 | ▲510 | 15,479 | 428 | 16,582 | 1,103 | 18,006 | 1,421 | 17,562 | ▲444 | | | | | | | | |
| 3月 | 17,791 | 1,106 | 17,850 | 59 | 19,261 | 1,411 | 18,785 | ▲476 | 19,742 | 957 | | | | | | | | |