

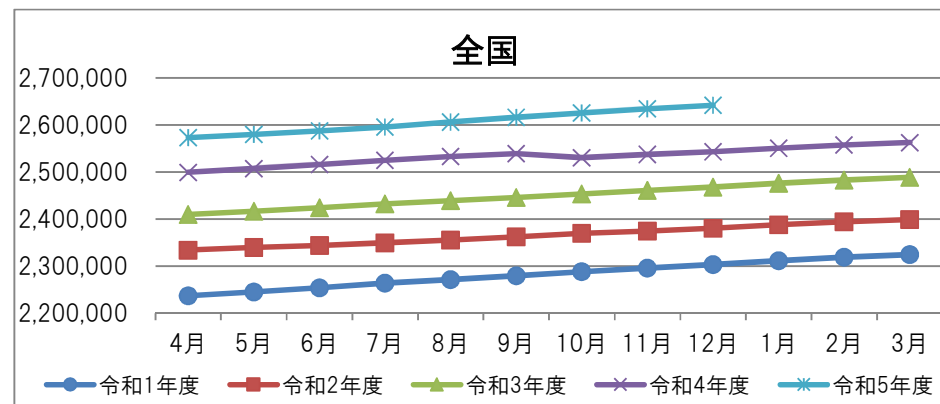
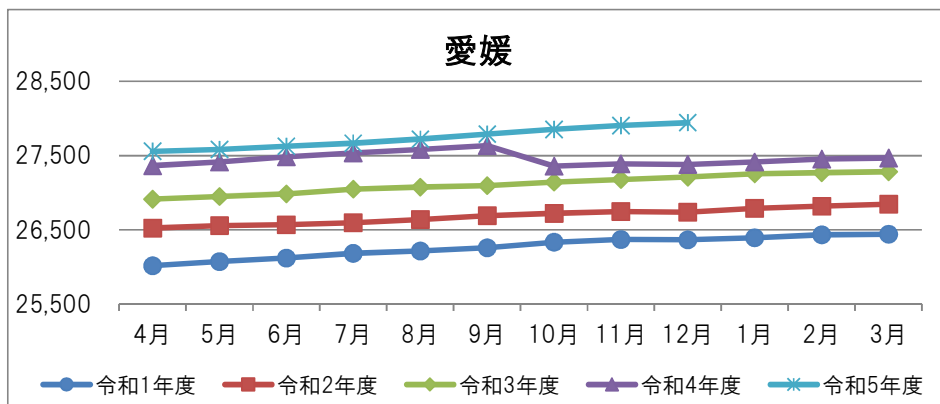
事業所数の推移

※下段は前年同月比

	4月	5月	6月	7月	8月	9月	10月	11月	12月	1月	2月	3月
	令和1年度	26,016	26,071	26,119	26,182	26,215	26,259	26,333	26,368	26,364	26,394	26,432
	2.39%	2.36%	2.28%	2.28%	2.18%	2.12%	2.20%	2.13%	1.98%	1.97%	1.96%	1.97%
令和2年度	26,523	26,553	26,568	26,594	26,637	26,690	26,723	26,745	26,739	26,788	26,818	26,843
	1.95%	1.85%	1.72%	1.57%	1.61%	1.64%	1.48%	1.43%	1.42%	1.49%	1.46%	1.53%
令和3年度	26,912	26,947	26,984	27,046	27,076	27,094	27,142	27,176	27,209	27,255	27,271	27,282
	1.47%	1.48%	1.57%	1.70%	1.65%	1.51%	1.57%	1.61%	1.76%	1.74%	1.69%	1.64%
令和4年度	27,366	27,413	27,484	27,535	27,584	27,633	27,357	27,387	27,382	27,413	27,452	27,469
	1.69%	1.73%	1.85%	1.81%	1.88%	1.99%	0.79%	0.78%	0.64%	0.58%	0.66%	0.69%
令和5年度	27,557	27,581	27,625	27,667	27,723	27,787	27,852	27,906	27,942			
	0.70%	0.61%	0.51%	0.48%	0.50%	0.56%	1.81%	1.90%	2.05%			

※下段は前年同月比

	4月	5月	6月	7月	8月	9月	10月	11月	12月	1月	2月	3月
	令和1年度	2,237,406	2,245,375	2,254,004	2,263,733	2,271,709	2,279,374	2,288,347	2,295,710	2,303,457	2,311,864	2,319,351
	5.19%	5.10%	5.05%	5.05%	4.98%	4.92%	4.84%	4.73%	4.72%	4.64%	4.57%	4.52%
令和2年度	2,334,335	2,339,612	2,343,951	2,349,448	2,355,483	2,362,285	2,369,678	2,374,966	2,380,652	2,387,828	2,393,947	2,398,948
	4.33%	4.20%	3.99%	3.79%	3.69%	3.64%	3.55%	3.45%	3.35%	3.29%	3.22%	3.20%
令和3年度	2,409,784	2,416,719	2,424,488	2,432,394	2,439,298	2,446,016	2,453,726	2,460,992	2,467,920	2,476,115	2,483,186	2,488,577
	3.23%	3.30%	3.44%	3.53%	3.56%	3.54%	3.55%	3.62%	3.67%	3.70%	3.73%	3.74%
令和4年度	2,499,525	2,507,670	2,516,091	2,524,759	2,532,956	2,539,352	2,530,585	2,537,242	2,543,153	2,550,466	2,557,218	2,562,733
	3.72%	3.76%	3.78%	3.80%	3.84%	3.82%	3.13%	3.10%	3.05%	3.00%	2.98%	2.98%
令和5年度	2,573,215	2,580,072	2,587,581	2,595,955	2,606,050	2,616,068	2,625,671	2,634,233	2,642,027			
	2.95%	2.89%	2.84%	2.82%	2.89%	3.02%	3.76%	3.82%	3.89%			



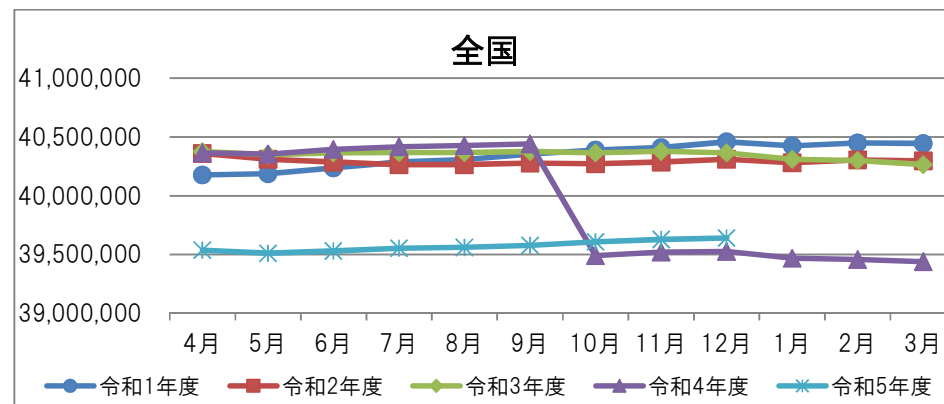
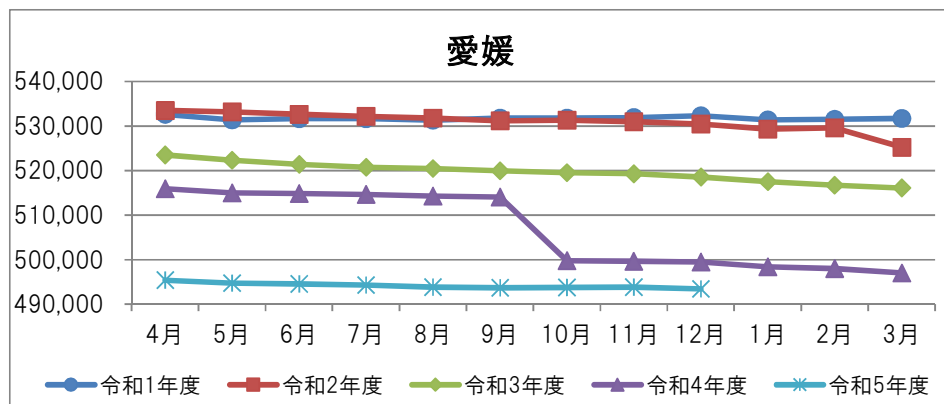
加入者数の推移

※下段は前年同月比

	4月	5月	6月	7月	8月	9月	10月	11月	12月	1月	2月	3月
	令和1年度	532,630	531,367	531,631	531,617	531,331	531,767	531,783	531,940	532,301	531,382	531,507
	0.45%	0.43%	0.58%	0.50%	0.58%	0.69%	0.85%	0.79%	0.79%	0.77%	0.76%	0.86%
令和2年度	533,510	533,165	532,668	532,188	531,758	531,174	531,289	530,980	530,476	529,343	529,581	525,253
	0.17%	0.34%	0.20%	0.11%	0.08%	-0.11%	-0.09%	-0.18%	-0.34%	-0.38%	-0.36%	-1.22%
令和3年度	523,504	522,304	521,402	520,753	520,446	519,951	519,535	519,300	518,566	517,469	516,715	516,086
	-1.88%	-2.04%	-2.12%	-2.15%	-2.13%	-2.11%	-2.21%	-2.20%	-2.25%	-2.24%	-2.43%	-1.75%
令和4年度	515,937	515,009	514,859	514,647	514,265	514,025	499,772	499,662	499,439	498,378	498,006	496,995
	-1.45%	-1.40%	-1.25%	-1.17%	-1.19%	-1.14%	-3.80%	-3.78%	-3.69%	-3.69%	-3.62%	-3.70%
令和5年度	495,375	494,766	494,531	494,264	493,799	493,712	493,768	493,842	493,422			
	-3.99%	-3.93%	-3.95%	-3.96%	-3.98%	-3.95%	-1.20%	-1.16%	-1.20%			

※下段は前年同月比

	4月	5月	6月	7月	8月	9月	10月	11月	12月	1月	2月	3月
	令和1年度	40,176,122	40,187,687	40,235,998	40,286,391	40,308,040	40,353,930	40,390,281	40,409,624	40,458,805	40,423,638	40,448,908
	3.02%	2.74%	2.74%	2.72%	2.82%	2.91%	3.07%	2.89%	2.84%	2.76%	2.71%	2.65%
令和2年度	40,360,096	40,308,921	40,286,182	40,265,463	40,265,068	40,277,040	40,273,013	40,288,137	40,308,396	40,280,611	40,303,433	40,296,347
	0.46%	0.30%	0.12%	-0.05%	-0.11%	-0.19%	-0.29%	-0.30%	-0.37%	-0.35%	-0.36%	-0.36%
令和3年度	40,375,497	40,350,595	40,365,164	40,366,643	40,366,201	40,376,094	40,364,293	40,377,659	40,365,271	40,310,202	40,298,849	40,265,346
	0.04%	0.10%	0.20%	0.25%	0.25%	0.25%	0.23%	0.22%	0.14%	0.07%	-0.01%	-0.08%
令和4年度	40,364,321	40,353,563	40,395,319	40,417,697	40,426,664	40,441,062	39,491,246	39,522,097	39,526,453	39,467,998	39,458,972	39,440,296
	-0.03%	0.01%	0.07%	0.13%	0.15%	0.16%	-2.16%	-2.12%	-2.08%	-2.09%	-2.08%	-2.05%
令和5年度	39,538,483	39,511,490	39,532,069	39,553,276	39,561,446	39,577,467	39,609,367	39,628,660	39,641,559			
	-2.05%	-2.09%	-2.14%	-2.14%	-2.14%	-2.14%	0.30%	0.27%	0.29%			



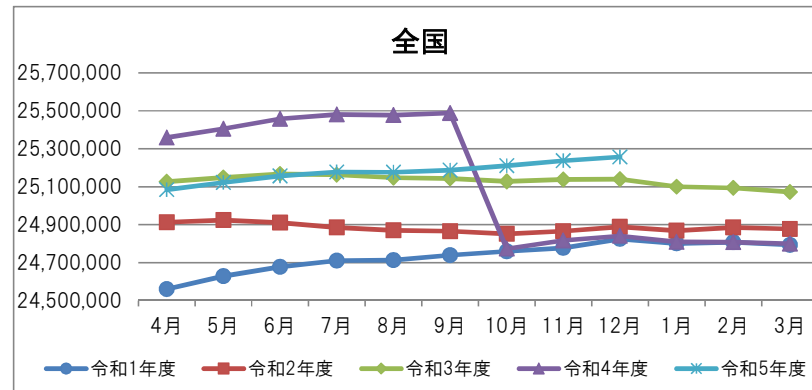
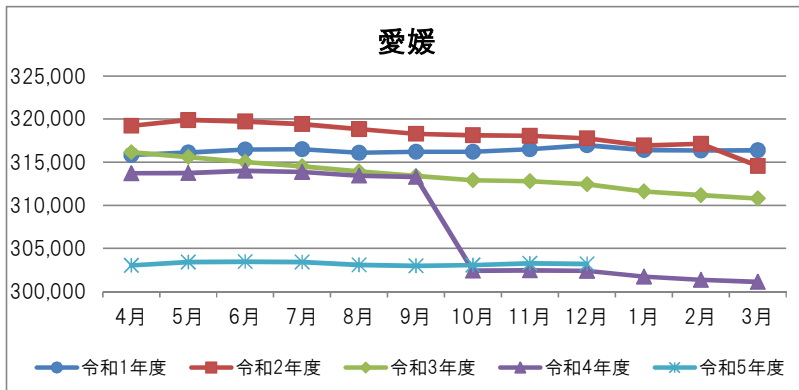
被保険者数の推移

※下段は前年同月比

		4月	5月	6月	7月	8月	9月	10月	11月	12月	1月	2月	3月
		令和1年度	総数 (内 任意継続)	316,853 (4,240)	316,124 (4,197)	316,484 (4,144)	316,504 (4,120)	316,116 (4,115)	316,222 (4,149)	316,232 (4,139)	316,498 (4,127)	316,979 (4,077)	316,424 (4,183)
		1.90%	1.69%	1.81%	1.77%	1.83%	1.84%	1.88%	1.91%	2.01%	2.07%	2.10%	2.22%
令和2年度	総数 (内 任意継続)	319,238 (4,155)	319,907 (4,168)	319,712 (4,089)	319,429 (4,114)	318,851 (4,148)	318,298 (4,182)	318,120 (4,188)	318,063 (4,201)	317,771 (4,170)	316,929 (4,301)	317,134 (4,344)	314,578 (4,411)
		1.07%	1.20%	1.02%	0.92%	0.87%	0.66%	0.60%	0.49%	0.25%	0.16%	0.24%	-0.58%
令和3年度	総数 (内 任意継続)	316,152 (4,373)	315,602 (4,347)	315,045 (4,293)	314,550 (4,245)	313,942 (4,313)	313,396 (4,293)	312,927 (4,284)	312,797 (4,257)	312,462 (4,221)	311,608 (4,316)	311,189 (4,314)	310,802 (4,349)
		-0.97%	-1.35%	-1.46%	-1.53%	-1.54%	-1.54%	-1.63%	-1.66%	-1.67%	-1.68%	-1.87%	-1.20%
令和4年度	総数 (内 任意継続)	313,733 (4,270)	313,749 (4,171)	314,004 (4,148)	313,871 (4,122)	313,451 (4,143)	313,294 (4,164)	302,432 (4,159)	302,474 (4,107)	302,413 (4,052)	301,746 (4,173)	301,375 (4,172)	301,126 (4,222)
		-0.77%	-0.59%	-0.33%	-0.22%	-0.16%	-0.03%	-3.35%	-3.30%	-3.22%	-3.16%	-3.15%	-3.11%
令和5年度	総数 (内 任意継続)	303,045 (3,809)	303,416 (3,785)	303,462 (3,723)	303,406 (3,733)	303,094 (3,763)	302,990 (3,784)	303,063 (3,823)	303,260 (3,796)	303,202 (3,775)			
		-3.41%	-3.29%	-3.36%	-3.33%	-3.30%	-3.29%	0.21%	0.26%	0.26%			

※下段は前年同月比

		4月	5月	6月	7月	8月	9月	10月	11月	12月	1月	2月	3月
		令和1年度	総数 (内 任意継続)	24,560,290 (257,190)	24,628,879 (252,984)	24,677,241 (246,763)	24,710,437 (246,614)	24,712,838 (246,624)	24,739,100 (246,157)	24,758,461 (247,021)	24,777,014 (245,719)	24,824,160 (245,346)	24,800,463 (251,448)
		5.06%	4.56%	4.53%	4.49%	4.57%	4.60%	4.60%	4.45%	4.49%	4.46%	4.44%	4.36%
令和2年度	総数 (内 任意継続)	24,913,420 (254,253)	24,924,113 (249,480)	24,909,590 (246,518)	24,885,797 (245,848)	24,868,940 (245,635)	24,866,020 (245,261)	24,851,140 (246,541)	24,865,651 (245,426)	24,887,728 (246,730)	24,868,573 (253,029)	24,884,654 (253,373)	24,877,229 (255,372)
		1.44%	1.20%	0.94%	0.71%	0.63%	0.51%	0.37%	0.36%	0.26%	0.27%	0.31%	0.34%
令和3年度	総数 (内 任意継続)	25,126,259 (258,076)	25,147,695 (252,554)	25,166,296 (248,844)	25,163,072 (248,238)	25,146,352 (248,949)	25,143,626 (248,471)	25,127,297 (248,355)	25,137,973 (246,900)	25,138,726 (247,224)	25,099,804 (252,619)	25,093,679 (252,051)	25,072,072 (253,894)
		0.85%	0.90%	1.03%	1.11%	1.12%	1.12%	1.11%	1.10%	1.01%	0.93%	0.84%	0.78%
令和4年度	総数 (内 任意継続)	25,359,357 (251,653)	25,405,142 (246,221)	25,457,567 (242,219)	25,479,917 (241,344)	25,477,628 (241,821)	25,487,570 (241,120)	24,772,959 (237,311)	24,817,110 (234,357)	24,840,419 (232,939)	24,808,308 (237,479)	24,807,699 (237,221)	24,800,262 (239,459)
		0.93%	1.02%	1.16%	1.26%	1.32%	1.37%	-1.41%	-1.28%	-1.19%	-1.16%	-1.14%	-1.08%
令和5年度	総数 (内 任意継続)	25,083,863 (217,489)	25,122,598 (213,653)	25,156,188 (210,713)	25,177,784 (210,502)	25,175,601 (211,430)	25,186,633 (211,947)	25,210,325 (212,424)	25,235,770 (211,750)	25,256,704 (211,810)			
		-1.09%	-1.11%	-1.18%	-1.19%	-1.19%	-1.18%	1.77%	1.69%	1.68%			



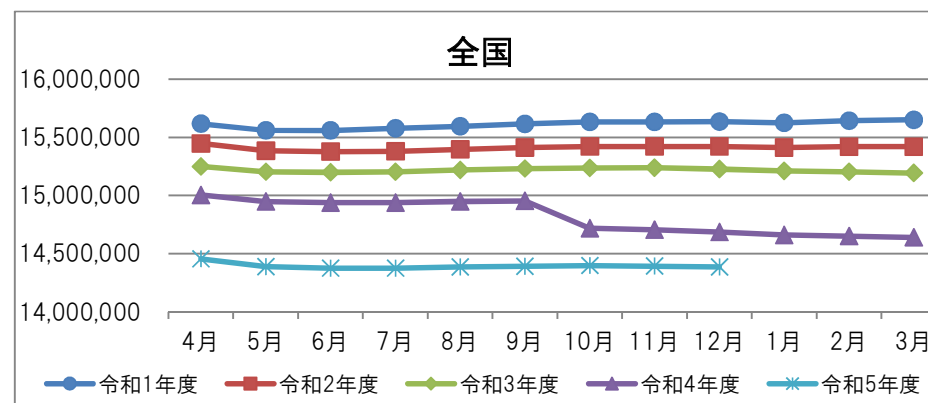
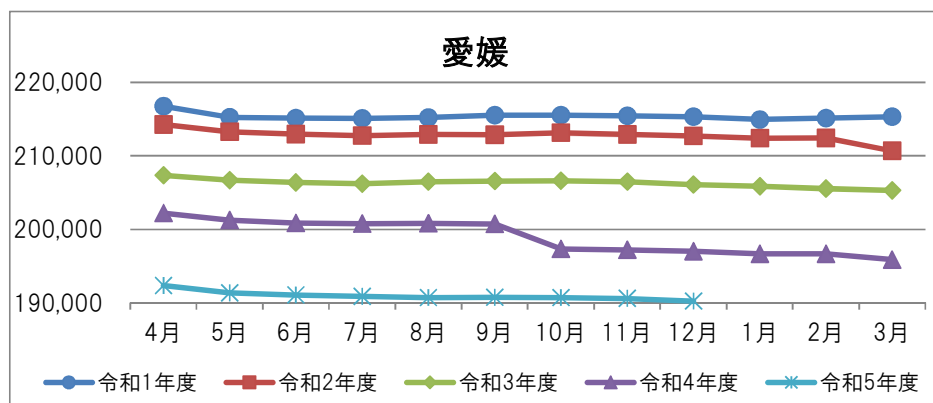
被扶養者数の推移

※下段は前年同月比

	4月	5月	6月	7月	8月	9月	10月	11月	12月	1月	2月	3月
	令和1年度	216,777	215,243	215,147	215,113	215,215	215,545	215,551	215,442	215,322	214,958	215,139
	-1.59%	-1.36%	-1.19%	-1.30%	-1.20%	-0.96%	-0.63%	-0.81%	-0.96%	-1.09%	-1.14%	-1.08%
令和2年度	214,272	213,258	212,956	212,759	212,907	212,876	213,169	212,917	212,705	212,414	212,447	210,675
	-1.16%	-0.92%	-1.02%	-1.09%	-1.07%	-1.24%	-1.11%	-1.17%	-1.22%	-1.18%	-1.25%	-2.16%
令和3年度	207,352	206,702	206,357	206,203	206,504	206,555	206,608	206,503	206,104	205,861	205,526	205,284
	-3.23%	-3.07%	-3.10%	-3.08%	-3.01%	-2.97%	-3.08%	-3.01%	-3.10%	-3.09%	-3.26%	-2.56%
令和4年度	202,204	201,260	200,855	200,776	200,814	200,731	197,340	197,188	197,026	196,632	196,631	195,869
	-2.48%	-2.63%	-2.67%	-2.63%	-2.76%	-2.82%	-4.49%	-4.51%	-4.40%	-4.48%	-4.33%	-4.59%
令和5年度	192,330	191,350	191,069	190,858	190,705	190,722	190,705	190,582	190,220			
	-4.88%	-4.92%	-4.87%	-4.94%	-5.03%	-4.99%	-3.36%	-3.35%	-3.45%			

※下段は前年同月比

	4月	5月	6月	7月	8月	9月	10月	11月	12月	1月	2月	3月
	令和1年度	15,616,123	15,558,808	15,558,757	15,575,954	15,595,202	15,614,830	15,631,820	15,632,610	15,634,645	15,623,175	15,640,658
	-0.03%	0.00%	0.02%	0.02%	0.17%	0.32%	0.74%	0.51%	0.34%	0.17%	0.08%	0.05%
令和2年度	15,446,676	15,384,808	15,376,592	15,379,666	15,396,128	15,411,020	15,421,873	15,422,486	15,420,668	15,412,038	15,418,779	15,419,118
	-1.09%	-1.12%	-1.17%	-1.26%	-1.28%	-1.31%	-1.34%	-1.34%	-1.37%	-1.35%	-1.42%	-1.48%
令和3年度	15,249,238	15,202,900	15,198,868	15,203,571	15,219,849	15,232,468	15,236,996	15,239,686	15,226,545	15,210,398	15,205,170	15,193,274
	-1.28%	-1.18%	-1.16%	-1.14%	-1.14%	-1.16%	-1.20%	-1.19%	-1.26%	-1.31%	-1.39%	-1.46%
令和4年度	15,004,964	14,948,421	14,937,752	14,937,780	14,949,036	14,953,492	14,718,287	14,704,987	14,686,034	14,659,690	14,651,273	14,640,034
	-1.60%	-1.67%	-1.72%	-1.75%	-1.78%	-1.83%	-3.40%	-3.51%	-3.55%	-3.62%	-3.64%	-3.64%
令和5年度	14,454,620	14,388,892	14,375,881	14,375,492	14,385,845	14,390,834	14,399,042	14,392,890	14,384,855			
	-3.67%	-3.74%	-3.76%	-3.76%	-3.77%	-3.76%	-2.17%	-2.12%	-2.05%			



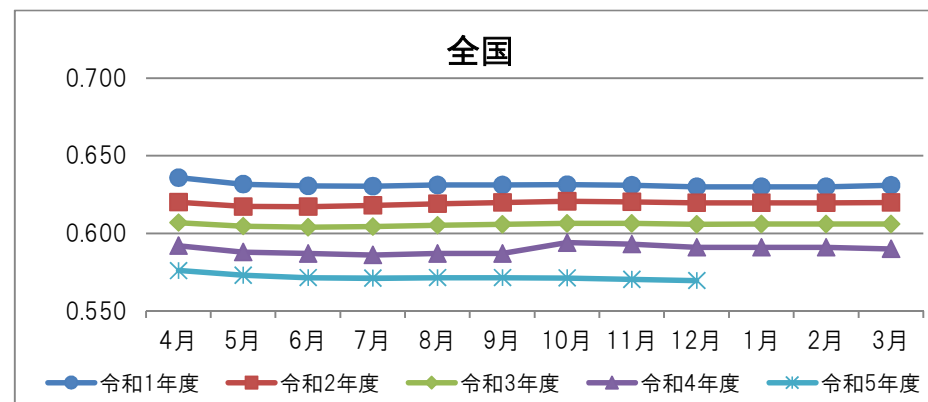
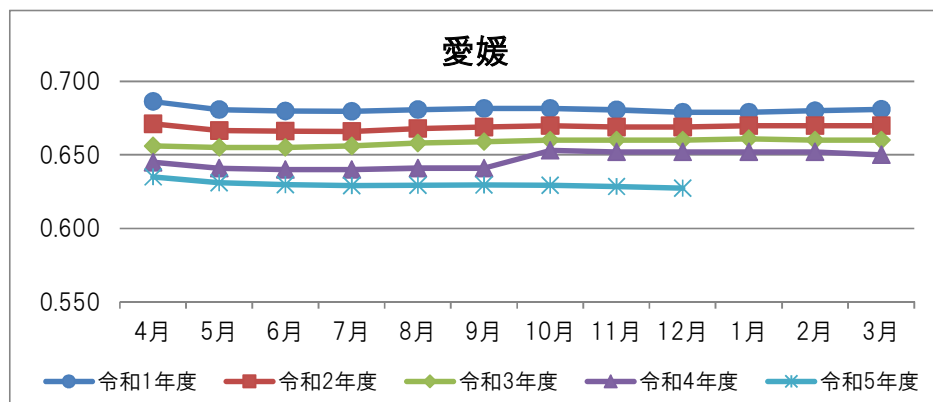
扶養率の推移

※下段は前年同月比

	4月	5月	6月	7月	8月	9月	10月	11月	12月	1月	2月	3月
	令和1年度	0.686	0.681	0.680	0.680	0.681	0.682	0.682	0.681	0.679	0.679	0.680
	-3.42%	-3.00%	-2.94%	-3.02%	-2.98%	-2.75%	-2.46%	-2.66%	-2.96%	-3.14%	-3.17%	-3.17%
令和2年度	0.671	0.667	0.666	0.666	0.668	0.669	0.670	0.669	0.669	0.670	0.670	0.670
	-2.20%	-2.09%	-2.02%	-2.01%	-1.88%	-1.85%	-1.71%	-1.72%	-1.47%	-1.33%	-1.47%	-1.62%
令和3年度	0.656	0.655	0.655	0.656	0.658	0.659	0.660	0.660	0.660	0.661	0.660	0.660
	-2.26%	-1.74%	-1.66%	-1.50%	-1.50%	-1.49%	-1.49%	-1.35%	-1.35%	-1.34%	-1.49%	-1.49%
令和4年度	0.645	0.641	0.640	0.640	0.641	0.641	0.653	0.652	0.652	0.652	0.652	0.650
	-1.68%	-2.14%	-2.29%	-2.44%	-2.58%	-2.73%	-1.06%	-1.21%	-1.21%	-1.36%	-1.21%	-1.52%
令和5年度	0.635	0.631	0.630	0.629	0.629	0.629	0.629	0.628	0.627			
	-1.55%	-1.56%	-1.62%	-1.71%	-1.84%	-1.80%	-3.64%	-3.61%	-3.78%			

※下段は前年同月比

	4月	5月	6月	7月	8月	9月	10月	11月	12月	1月	2月	3月
	令和1年度	0.636	0.632	0.630	0.630	0.631	0.631	0.631	0.631	0.630	0.630	0.630
	-4.85%	-4.36%	-4.32%	-4.28%	-4.21%	-4.09%	-3.68%	-3.78%	-3.94%	-4.10%	-4.24%	-4.17%
令和2年度	0.620	0.617	0.617	0.618	0.619	0.620	0.621	0.620	0.620	0.620	0.620	0.620
	-4.85%	-4.36%	-4.32%	-4.28%	-4.21%	-4.09%	-3.68%	-3.78%	-3.94%	-4.10%	-4.24%	-4.17%
令和3年度	0.607	0.605	0.604	0.604	0.605	0.606	0.606	0.606	0.606	0.606	0.606	0.606
	-2.49%	-2.29%	-2.09%	-1.96%	-1.90%	-1.81%	-1.71%	-1.70%	-1.65%	-1.63%	-1.65%	-1.77%
令和4年度	0.592	0.588	0.587	0.586	0.587	0.587	0.594	0.593	0.591	0.591	0.591	0.590
	-2.46%	-2.74%	-2.80%	-3.01%	-3.02%	-3.11%	-2.04%	-2.18%	-2.43%	-2.48%	-2.48%	-2.64%
令和5年度	0.576	0.573	0.571	0.571	0.571	0.571	0.571	0.570	0.570			
	-2.70%	-2.55%	-2.65%	-2.57%	-2.65%	-2.66%	-3.85%	-3.82%	-3.63%			



平均標準報酬月額推移

※下段は前年同月比

愛媛	4月	5月	6月	7月	8月	9月	10月	11月	12月	1月	2月	3月
	令和1年度	266,726	266,444	266,230	266,793	267,598	270,838	270,723	270,651	270,519	270,600	270,681
	1.20%	1.20%	1.16%	1.16%	1.18%	0.95%	0.91%	0.89%	0.87%	0.88%	0.86%	0.83%
令和2年度	269,607	269,408	269,274	269,433	269,670	270,281	270,215	270,198	270,224	270,371	270,397	270,709
	1.08%	1.11%	1.14%	0.99%	0.77%	-0.21%	-0.19%	-0.17%	-0.11%	-0.08%	-0.10%	0.04%
令和3年度	269,762	269,862	269,835	270,611	271,319	274,567	274,704	274,730	274,803	274,982	275,247	275,246
	0.06%	0.17%	0.21%	0.44%	0.61%	1.59%	1.66%	1.68%	1.69%	1.71%	1.79%	1.68%
令和4年度	274,015	273,960	273,557	274,254	275,067	278,480	281,467	281,520	281,453	281,678	281,733	281,722
	1.58%	1.52%	1.38%	1.35%	1.38%	1.43%	2.46%	2.47%	2.42%	2.44%	2.36%	2.35%
令和5年度	280,658	280,525	280,419	281,262	282,140	285,939	285,819	285,787	285,688			
	2.42%	2.40%	2.51%	2.56%	2.57%	2.68%	1.55%	1.52%	1.50%			

※下段は前年同月比

全国	4月	5月	6月	7月	8月	9月	10月	11月	12月	1月	2月	3月
	令和1年度	288,377	287,999	287,702	288,212	288,754	292,822	292,727	292,592	292,373	292,390	292,491
	0.78%	0.89%	0.88%	0.87%	0.82%	0.56%	0.54%	0.57%	0.55%	0.57%	0.60%	0.62%
令和2年度	291,097	290,738	290,510	290,438	290,224	290,274	290,212	290,119	290,028	290,049	290,036	289,937
	0.94%	0.95%	0.98%	0.77%	0.51%	-0.87%	-0.86%	-0.85%	-0.80%	-0.80%	-0.84%	-0.86%
令和3年度	288,818	288,706	288,568	289,346	290,049	295,135	295,174	295,156	295,122	295,232	295,402	295,438
	-0.78%	-0.70%	-0.67%	-0.38%	-0.06%	1.67%	1.71%	1.74%	1.76%	1.79%	1.85%	1.90%
令和4年度	294,148	293,954	293,691	294,346	294,968	299,755	302,449	302,216	302,034	302,104	302,228	302,159
	1.85%	1.82%	1.78%	1.73%	1.70%	1.57%	2.46%	2.39%	2.34%	2.33%	2.31%	2.27%
令和5年度	300,921	300,694	300,476	301,259	302,025	307,007	306,953	306,842	306,709			
	2.30%	2.29%	2.31%	2.35%	2.39%	2.42%	1.49%	1.53%	1.55%			

